

CHEMICAL ENGINEERING

Instrumentation and Process Control



Comprehensive Theory
with Solved Examples and Practice Questions





MADE EASY Publications Pvt. Ltd.

Corporate Office: 44-A/4, Kalu Sarai (Near Hauz Khas Metro Station), New Delhi-110016 | **Ph. :** 9021300500

Email : infomep@madeeasy.in | **Web :** www.madeeasypublications.org

Instrumentation and Process Control

© Copyright by MADE EASY Publications Pvt. Ltd.
All rights are reserved. No part of this publication may be reproduced, stored in or introduced into a retrieval system, or transmitted in any form or by any means (electronic, mechanical, photo-copying, recording or otherwise), without the prior written permission of the above mentioned publisher of this book.



MADE EASY Publications Pvt. Ltd. has taken due care in collecting the data and providing the solutions, before publishing this book. In spite of this, if any inaccuracy or printing error occurs then **MADE EASY Publications Pvt. Ltd.** owes no responsibility. We will be grateful if you could point out any such error. Your suggestions will be appreciated.

EDITIONS

First Edition : 2021
Second Edition : 2022
Third Edition : 2023
Fourth Edition : 2024
Fifth Edition : 2025
Sixth Edition : 2026

CONTENTS

Instrumentation and Process Control

CHAPTER 1

Introduction	1-19
1.1 Open Loop Control Systems.....	1
1.2 Closed Loop Control Systems	2
1.3 Comparison Between Open Loop and Closed Loop Control Systems	3
1.4 Laplace Transformation	3
1.5 Transfer Function and Impulse Response Function.....	9
1.6 Standard Test Signals	10
1.7 Poles and Zeros of a Transfer Function	11
1.8 Properties of Transfer Function	13
1.9 Methods of Analysis	14
<i>Student's Assignments</i>	16

CHAPTER 2

Dynamic Behaviour of First and Second Order System	20-74
2.1 Introduction	20
2.2 Transient and Steady State Response	20
2.3 Steady State Error	22
2.4 Transients State Analysis.....	23
2.5 Time Response of a Second Order Control System.....	30
2.6 Need of a Mathematical Modelling	50
2.7 State Variables and State Equations for Chemical Process.....	50
2.8 Continuous Stirred Tank Reactor (CSTR)	51
2.9 First Order System	56
2.10 Second Order System.....	59
2.11 Multicapacity Process (as Second Order Systems)	61
2.12 Dead Time in a Process	65
<i>Student's Assignments</i>	68

CHAPTER 3

Close Loop Transfer Functions	75-107
3.1 Process.....	75
3.2 Automatic Control.....	76
3.3 Feed Forward Control Technique	77
3.4 Block Diagrams : Fundamentals.....	78
3.5 Block Diagram of a Closed-loop System	79
3.6 Block Diagram Transformation Theorems	81
3.7 Feedback Control	91
3.8 Types of Feedback Controllers.....	93
3.9 Closed Loop Response Block Diagram	96
3.10 Composite Control Actions.....	101
<i>Student's Assignments</i>	104

CHAPTER 4

Controller and Advanced Control Strategies	108-138
4.1 Industrial Controllers.....	108
4.2 Proportional (P) Controller	109
4.3 Integral (I) Controller (Reset Mode).....	110
4.4 Derivative (D) Controller (Rate Mode).....	111
4.5 Proportional Integral (P-I) Controller.....	113
4.6 Proportional Derivative (P-D) Controller.....	114
4.7 Proportional Integral Derivative (P-I-D) Controller	115
4.8 Cascade Control.....	115
4.9 Feed Forward Control	123
4.10 Designing of Feedback Controllers.....	125
4.11 Controller Tuning.....	129
4.12 Controlling Elements.....	130
<i>Student's Assignments</i>	136

CHAPTER 5

Stability and Frequency Analysis of Control Systems	139-170
5.1 The Concept of Stability	139
5.2 Frequency Analysis of Control Systems	152
5.3 Advantages of Frequency Response.....	152
5.4 Frequency Response Analysis of Second Order Control System	153
5.5 Correlation between Step Response and Frequency Response in the Standard Order System.....	155
5.6 Frequency Domain Analysis of Dead Time or Transportation Lag Elements.....	156
5.7 Relative Stability: Gain Margin and Phase Margin	158
5.8 Gain Margin and Phase Margin for Second Order Control System.....	159
5.9 Bode Plots	163
<i>Student's Assignments</i>	<i>165</i>

CHAPTER 6

Sensors, Transducers and P & ID Symbol.....	171-182
6.1 Introduction	171
6.2 Sensor	171
6.3 Transducer.....	171
6.4 Sensor/Transducers Specifications	172
6.5 Classification of Sensors.....	174
6.6 Equipment Symbols	176
6.7 Piping Symbols.....	177
6.8 Instrument Symbols	178
6.9 Valve Symbols.....	179
<i>Student's Assignments.....</i>	<i>180</i>

Introduction

Control System:

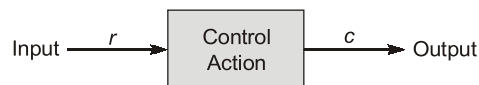
Control system is a means by which any quantity of interest in a machine, mechanism or other equipment is maintained or altered in accordance with a desired manner.

Control system can also be defined as the combination of elements arranged in a planned manner wherein each element causes an effect to produce a desired output.

Control systems are classified into two general categories as open-loop and close-loop systems.

1.1 OPEN LOOP CONTROL SYSTEMS

An open loop control system is one in which the control action is independent of the output.



Open-loop control system

This is the simplest and most economical type of control system and does not have any feedback arrangement.

Some common examples of open-loop control systems are

- (a) Traffic light controller
- (b) Electric washing machine
- (c) Automatic coffee server
- (d) Bread toaster

Advantages of Open Loop Control Systems

- (a) Simple and economic
- (b) No stability problem

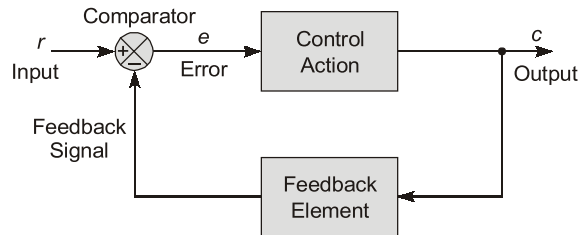
Disadvantages of Open Loop Control Systems

- (a) Inaccurate
- (b) Unrealisable
- (c) The effect of parameter variation and external noise is more

Note: Open loop control systems does not require performance analysis.

1.2 CLOSED LOOP CONTROL SYSTEMS

A *closed loop control system* is one in which the control action is some how dependent on the output.



Closed loop control system

The closed loop system has same basic features as of open loop system with an additional feedback feature. The actual output is measured and a signal corresponding to this measurement is feedback to the input section, where it is with the input to obtain the desired output.

Some common examples of closed loop control systems are:

- Electric iron
- DC motor speed control
- A missile launching system (direction of missile changes with the location of moving target)
- Radar tracking system
- Human respiratory system
- Autopilot system
- Economic inflation

Advantages of Closed Loop Control Systems

- Accurate and reliable
- Reduced effect of parameter variation
- Bandwidth of the system can be increased with negative feedback
- Reduced effect of non-linearities

Disadvantages of Closed Loop Control Systems

- The system is complex and costly
- System may become unstable
- Gain of the system reduces with negative feedback

Remember



- Feedback is not used for improving stability
- An open loop stable system may also become unstable when negative feedback is applied
- Except oscillators, in positive feedback, we have always unstable systems.

1.3 COMPARISON BETWEEN OPEN LOOP AND CLOSED LOOP CONTROL SYSTEMS

Open Loop System	Closed Loop System
1. So long as the calibration is good, open-loop system will be accurate	1. Due to feedback, the close-loop system is more accurate
2. Organization is simple and easy to construct	2. Complicated and difficult
3. Generally stable in operation	3. Stability depends on system components
4. If non-linearity is present, system operation degenerates	4. Comparatively, the performance is better than open-loop system if non-linearity is present

Example 1.1

Match List-I (Physical action or activity) with List-II (Category of system) and select the correct code:

List-I

- A. Human respiration system
- B. Pointing of an object with a finger
- C. A man driving a car
- D. A thermostatically controlled room heater

List II

- 1. Man-made control system
- 2. Natural including biological control system
- 3. Control system whose components are both man-made and natural

Codes:

	A	B	C	D
(a)	2	2	3	1
(b)	3	1	2	1
(c)	3	2	2	3
(d)	2	1	3	3

Solution: (a)

1.4 LAPLACE TRANSFORMATION

In order to transform a given function of time $f(t)$ into its corresponding Laplace transform first multiply $f(t)$ by e^{-st} , s being a complex number ($s = \sigma + j\omega$). Integrate this product with respect to time with limits from zero to ∞ . This integration results in Laplace transform of $f(t)$, which is denoted by $F(s)$ or $\mathcal{L}f(t)$.

The mathematical expression for Laplace transform is,

$$\mathcal{L}f(t) = F(s), t \geq 0$$

where,

$$F(s) = \int_0^{\infty} f(t) \cdot e^{-st} dt$$

The original time function $f(t)$ is obtained back from the Laplace transform by a process called inverse Laplace transformation and denoted as \mathcal{L}^{-1}

Thus,
$$\mathcal{L}^{-1}[\mathcal{L}f(t)] = \mathcal{L}^{-1}[F(s)] = f(t)$$

The time function $f(t)$ and its Laplace transform $F(s)$ form a transform pair.

S.No.	$f(t)$	$F(s) = \mathcal{L}[f(t)]$
1.	$\delta(t)$ unit impulse at $t = 0$	1
2.	$u(t)$ unit step at $t = 0$	$\frac{1}{s}$
3.	$u(t - T)$ unit step at $t = T$	$\frac{1}{s} e^{-sT}$
4.	t	$\frac{1}{s^2}$
5.	$\frac{t^2}{2}$	$\frac{1}{s^3}$
6.	t^n	$\frac{n!}{s^{n+1}}$
7.	e^{at}	$\frac{1}{s - a}$
8.	e^{-at}	$\frac{1}{s + a}$
9.	$t e^{at}$	$\frac{1}{(s - a)^2}$
10.	$t e^{-at}$	$\frac{1}{(s + a)^2}$
11.	$t^n e^{-at}$	$\frac{n!}{(s + a)^{n+1}}$
12.	$\sin \omega t$	$\frac{\omega}{s^2 + \omega^2}$
13.	$\cos \omega t$	$\frac{s}{s^2 + \omega^2}$

Table of Laplace Transform Pairs

Basic Laplace Transform Theorems

Basic theorems of Laplace transform are given below:

(a) Laplace transform of linear combination:

$$\mathcal{L}[af_1(t) + bf_2(t)] = aF_1(s) + bF_2(s)$$

where $f_1(t)$, $f_2(t)$ are functions of time and a , b are constants.

(b) If the Laplace transform of $f(t)$ is $F(s)$, then:

$$(i) \quad \mathcal{L}\left[\frac{df(t)}{dt}\right] = [sF(s) - f(0^+)]$$

$$(ii) \quad \mathcal{L}\left[\frac{d^2f(t)}{dt^2}\right] = [s^2F(s) - sf(0^+) - f'(0^+)]$$

$$(iii) \quad \mathcal{L}\left[\frac{d^3f(t)}{dt^3}\right] = [s^3F(s) - s^2f(0^+) - sf'(0^+) - f''(0^+)]$$

where $f(0^+)$, $f'(0^+)$, $f''(0^+)$... are the values of $f(t)$, $\frac{df(t)}{dt}$, $\frac{d^2f(t)}{dt^2}$... at $t = (0^+)$.

(c) If the Laplace transform of $f(t)$ is $F(s)$, then:

$$(i) \quad \mathcal{L}\left[\int f(t)\right] = \left[\frac{F(s)}{s} + \frac{f^{-1}(0^+)}{s}\right]$$

$$(ii) \quad \mathcal{L}\left[\iint f(t)\right] = \left[\frac{F(s)}{s^2} + \frac{f^{-1}(0^+)}{s^2} + \frac{f^{-2}(0^+)}{s}\right]$$

$$(iii) \quad \mathcal{L}\left[\iiint f(t)\right] = \left[\frac{F(s)}{s^3} + \frac{f^{-1}(0^+)}{s^3} + \frac{f^{-2}(0^+)}{s^2} + \frac{f^{-3}(0^+)}{s}\right]$$

where $f^{-1}(0^+)$, $f^{-2}(0^+)$, $f^{-3}(0^+)$... are the values of $\int f(t)$, $\iint f(t)$, $\iiint f(t)$... at $t = (0^+)$.

(d) If the Laplace transform of $f(t)$ is $F(s)$, then:

$$\mathcal{L}[e^{\pm at} f(t)] = F(s \mp a)$$

(e) If the Laplace transform of $f(t)$ is $F(s)$, then:

$$\mathcal{L}[t f(t)] = -\frac{d}{ds} F(s)$$

(f) Initial value theorem:

$$\lim_{t \rightarrow 0} f(t) = \lim_{s \rightarrow \infty} s \mathcal{L}[f(t)]$$

or

$$\lim_{t \rightarrow 0} f(t) = \lim_{s \rightarrow \infty} sF(s)$$

(g) Final value theorem:

$$\lim_{t \rightarrow \infty} f(t) = \lim_{s \rightarrow 0} s \mathcal{L}[f(t)]$$

or

$$\lim_{t \rightarrow \infty} f(t) = \lim_{s \rightarrow 0} sF(s)$$

The final value theorem gives the final value ($t \rightarrow \infty$) of a time function using its Laplace transform and as such very useful in the analysis of control systems. However, if the denominator of $sF(s)$ has any root having real part as zero or positive, then the final value theorem is not valid.

Example 1.2

Laplace transform of $\sin(\omega t + \alpha)$ is

(a) $\frac{s \cos \alpha + \omega \sin \alpha}{s^2 + \omega^2}$

(b) $\frac{\omega}{s^2 + \omega^2} \cos \alpha$

(c) $\frac{s}{s^2 + \omega^2} \sin \alpha$

(d) $\frac{s \sin \alpha + \omega \cos \alpha}{s^2 + \omega^2}$

Solution: (d)

$$\begin{aligned} \sin(\omega t + \alpha) &= \sin \omega t \cos \alpha + \cos \omega t \sin \alpha \\ \mathcal{L}\{\sin(\omega t + \alpha)\} &= \frac{\omega \cos \alpha}{s^2 + \omega^2} + \frac{s \sin \alpha}{s^2 + \omega^2} \\ &= \frac{s \sin \alpha + \omega \cos \alpha}{s^2 + \omega^2} \end{aligned}$$

Example 1.3

Given $\mathcal{L}\{f(t)\} = F(s) = \int_0^{\infty} f(t) e^{-st} dt$, which of the following expressions are correct?

1. $\mathcal{L}\{f(t-a) u(t-a)\} = F(s)e^{-sa}$
2. $\mathcal{L}\{t f(t)\} = \frac{-dF(s)}{ds}$
3. $\mathcal{L}\{(t-a)f(t)\} = as F(s)$
4. $\mathcal{L}\left\{\frac{df(t)}{dt}\right\} = sF(s) - f(0^+)$

Select the correct answer using the codes given below:

- (a) 1, 2 and 3 (b) 1, 2 and 4
(c) 2, 3 and 4 (d) 1, 3 and 4

Solution: (b)

These are the properties of Laplace transform.

Example 1.4

Match List-I [Function in time domain $f(t)$] with List-II [Property] and select the correct answer using the code given below the lists:

List-I	List-II
A. $\sin \omega_0 t u(t-t_0)$	1. $\frac{\omega_0}{s^2 + \omega_0^2}$
B. $\sin \omega_0(t-t_0) u(t-t_0)$	2. $\left\{\frac{\omega_0}{s^2 + \omega_0^2}\right\} e^{-t_0 s}$
C. $\sin \omega_0(t-t_0) u(t)$	3. $\frac{e^{-t_0 s}}{\sqrt{s^2 + \omega_0^2}} \sin\left(\omega_0 t_0 + \tan^{-1} \frac{\omega_0}{s}\right)$
D. $\sin \omega_0 t u(t)$	4. $-\frac{1}{\sqrt{s^2 + \omega_0^2}} \sin\left(\omega_0 t_0 - \tan^{-1} \frac{\omega_0}{s}\right)$

Codes:

- | | | | | |
|-----|---|---|---|---|
| | A | B | C | D |
| (a) | 3 | 1 | 4 | 2 |
| (b) | 4 | 2 | 3 | 1 |
| (c) | 3 | 2 | 4 | 1 |
| (d) | 4 | 1 | 3 | 2 |

Solution: (c)

Example 1.5

Find the inverse Laplace transform of the following functions:

- (i) $F(s) = \frac{s+2}{s^2+4s+6}$ (ii) $F(s) = \frac{5}{s(s^2+4s+5)}$ (iii) $F(s) = \frac{s^2+2s+3}{s^3+6s^2+12s+8}$

Solution:

(i)
$$F(s) = \frac{s+2}{s^2+4s+6}$$

\therefore The term (s^2+4s+6) can be expressed as $[(s+2)^2 + (\sqrt{2})^2]$

$$\therefore F(s) = \frac{s+2}{(s+2)^2 + (\sqrt{2})^2}$$

Taking inverse Laplace transform on both sides

$$\mathcal{L}^{-1} F(s) = \mathcal{L}^{-1} \frac{s+2}{(s+2)^2 + (\sqrt{2})^2}$$

$$\therefore f(t) = e^{-2t} \cos \sqrt{2}t$$

$$(ii) \quad F(s) = \frac{5}{s(s^2 + 4s + 5)}$$

Using partial fraction expansion,

$$\frac{5}{s(s^2 + 4s + 5)} = \frac{A}{s} + \frac{Bs + C}{s^2 + 4s + 5}$$

The coefficients are determined as $A = 1$, $B = -1$ and $C = -4$

$$\therefore F(s) = \frac{1}{s} - \frac{s+4}{s^2 + 4s + 5}$$

\therefore The term $(s^2 + 4s + 5)$ can be expressed as $[(s+2)^2 + (1)^2]$

$$\therefore F(s) = \frac{1}{s} - \frac{s+2}{[(s+2)^2 + (1)^2]} - 2 \frac{1}{[(s+2)^2 + (1)^2]}$$

Taking inverse Laplace transform on both sides

$$\mathcal{L}^{-1} F(s) = \mathcal{L}^{-1} \left[\frac{1}{s} - \frac{s+2}{(s+2)^2 + (1)^2} - 2 \frac{1}{(s+2)^2 + (1)^2} \right]$$

$$\text{or} \quad \mathcal{L}^{-1} F(s) = \mathcal{L}^{-1} \frac{1}{s} - \mathcal{L}^{-1} \frac{s+2}{[(s+2)^2 + (1)^2]} - \mathcal{L}^{-1} 2 \frac{1}{[(s+2)^2 + (1)^2]}$$

$$\therefore f(t) = (1 - e^{-2t} \cos t - 2e^{-2t} \sin t)$$

$$(iii) \quad F(s) = \frac{s^2 + 2s + 3}{s^3 + 6s^2 + 12s + 8}$$

\therefore The denominator $(s^3 + 6s^2 + 12s + 8)$ can be expressed as $(s+2)^3$

$$\therefore F(s) = \frac{s^2 + 2s + 3}{(s+2)^3}$$

Using partial fraction expansion

$$F(s) = \frac{A}{s+2} + \frac{B}{(s+2)^2} + \frac{C}{(s+2)^3}$$

The coefficients are determined as $A = 1$, $B = -2$ and $C = 3$

$$\therefore F(s) = \frac{1}{s+2} - \frac{2}{(s+2)^2} + \frac{3}{(s+2)^3}$$

Taking inverse Laplace transform on both sides

$$\mathcal{L}^{-1} F(s) = \mathcal{L}^{-1} \left[\frac{1}{s+2} - \frac{2}{(s+2)^2} + \frac{3}{(s+2)^3} \right]$$

$$\text{or} \quad \mathcal{L}^{-1} F(s) = \mathcal{L}^{-1} \frac{1}{s+2} - \mathcal{L}^{-1} \frac{2}{(s+2)^2} + \mathcal{L}^{-1} \frac{3}{(s+2)^3}$$

$$\therefore f(t) = e^{-2t} - 2t e^{-2t} + \frac{3}{2} t^2 e^{-2t}$$

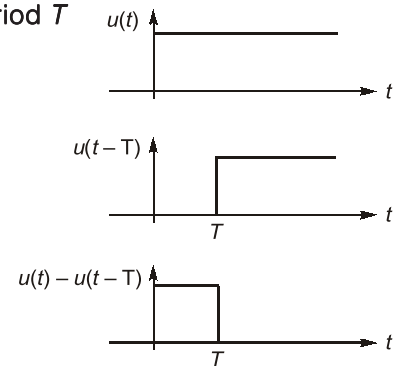
$$\text{or} \quad f(t) = e^{-2t} \left[1 - t \left(2 - \frac{3}{2} t \right) \right]$$

Example 1.6

$F(s) = \frac{(1 - e^{-sT})}{s}$ is the Laplace transform of

(a) a pulse of width T (b) a square wave of period T (c) a unit step delayed by T (d) a ramp delayed by T **Solution: (a)**

$$\begin{aligned} F(s) &= \frac{1 - e^{-sT}}{s} \\ &= \frac{1}{s} - e^{-sT} \left(\frac{1}{s} \right) \\ \therefore f(t) &= u(t) - u(t - T) \end{aligned}$$

**Example 1.7**

Consider the rational function

$$F(s) = \frac{1}{(s+1)^2 (s+2)}$$

find $f(t)$.**Solution:**The partial fraction expansion of $F(s)$ is

$$F(s) = A + \frac{B}{s+1} + \frac{C}{(s+1)^2} + \frac{D}{s+2}$$

The coefficients A, B, C, D are given by

$$A = 0$$

$$B = \frac{d}{ds} (s+1)^2 F(s) \Big|_{s=-1} = \frac{d}{ds} \left(\frac{1}{s+2} \right) \Big|_{s=-1} = -1$$

$$C = (s+1)^2 F(s) \Big|_{s=-1} = \frac{1}{s+2} \Big|_{s=-1} = 1$$

$$D = (s+2) F(s) \Big|_{s=-2} = 1$$

Thus,

$$F(s) = -\frac{1}{s+1} + \frac{1}{(s+1)^2} + \frac{1}{s+2}$$

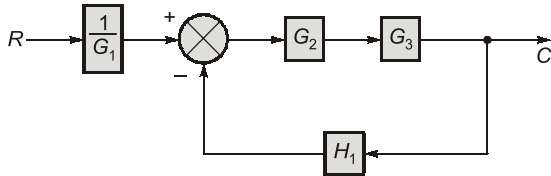
 \Rightarrow

$$f(t) = -e^{-t} u(t) + e^{-t} r(t) + e^{-2t} u(t)$$



Student's Assignments

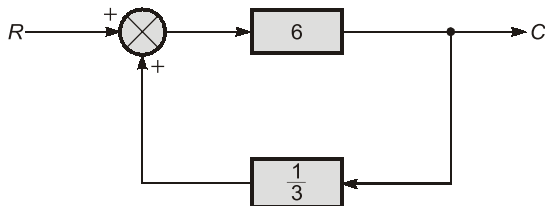
Q.1 A feedback control system is shown below. Find the transfer function for this system.



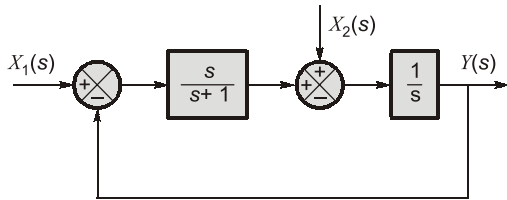
Q.2 The step response of a system is given as $y = 1 - \frac{7}{3}e^{-t} + \frac{3}{2}e^{-2t} - \frac{1}{6}e^{-4t}$. If the transfer function of this system is $\frac{(s+a)}{(s+b)(s+c)(s+d)}$ then $a + b + c + d$ is _____.

Q.3 A system has the transfer function $\frac{(1-s)}{(1+s)}$. Its gain at $\omega = 1$ rad/sec is _____.

Q.4 The close loop gain of the system shown below is



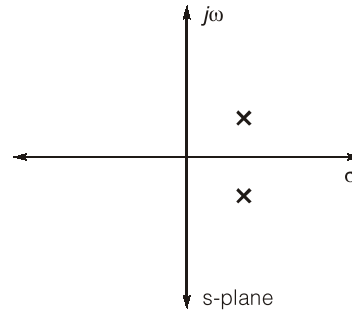
Q.5 For the following system,



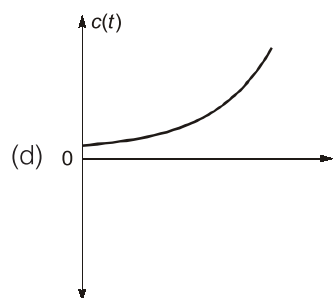
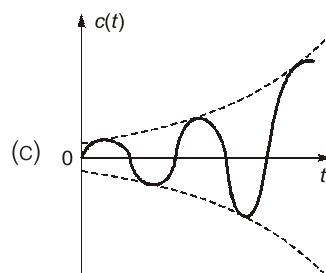
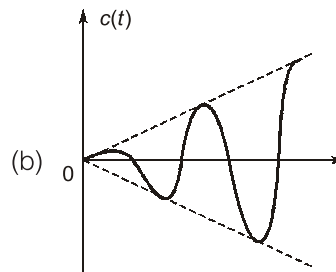
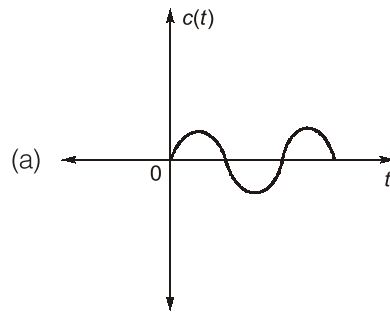
when $X_1(s) = 0$, the transfer function $\frac{Y(s)}{X_2(s)}$ is

- (a) $\frac{s+1}{s^2}$
- (b) $\frac{1}{s+1}$
- (c) $\frac{s+2}{s(s+1)}$
- (d) $\frac{s+1}{s(s+2)}$

Q.6 If closed-loop transfer function poles shown below



Impulse response is



Q.7 The impulse response of several continuous systems are given below. Which is/are stable?

1. $h(t) = te^{-t}$ 2. $h(t) = 1$
 3. $h(t) = e^{-t} \sin 3t$ 4. $h(t) = \sin \omega t$
 (a) 1 only (b) 1 and 3
 (c) 3 and 4 (d) 2 and 4

Q.8 Ramp response of the transfer function

$$F(s) = \frac{s+1}{s+2} \text{ is}$$

- (a) $\frac{1}{4} - \frac{1}{4}e^{-2t} + \frac{1}{2}t$ (b) $\frac{1}{4}e^{-2t} + \frac{1}{4} + \frac{1}{2}t$
 (c) $\frac{1}{2} - \frac{1}{2}e^{-2t} + t$ (d) $\frac{1}{2}e^{-2t} + \frac{1}{2} - t$

Q.9 Which of the following statements are correct?

- Transfer function can be obtained from the signal flow graph of the system.
 - Transfer function typically characterizes to linear time invariant systems.
 - Transfer function gives the ratio of output to input in frequency domain of the system.
- (a) 1 and 2 (b) 2 and 3
 (c) 1 and 3 (d) 1, 2 and 3

Q.10 Which of the following is not a desirable feature of a modern control system?

- (a) Quick response
 (b) Accuracy
 (c) Correct power level
 (d) Oscillations

Q.11 In regenerating feedback, the transfer function is given by

- (a) $\frac{C(s)}{R(s)} = \frac{G(s)}{1+G(s)H(s)}$
 (b) $\frac{C(s)}{R(s)} = \frac{G(s)H(s)}{1-G(s)H(s)}$
 (c) $\frac{C(s)}{R(s)} = \frac{G(s)H(s)}{1+G(s)H(s)}$
 (d) $\frac{C(s)}{R(s)} = \frac{G(s)}{1-G(s)H(s)}$

Q.12 Consider the following statements regarding the advantages of closed loop negative feedback control systems over open-loop systems:

- The overall reliability of the closed loop systems is more than that of open-loop system.
- The transient response in the closed loop system decays more quickly than in open-loop system.
- In an open-loop system, closing of the loop increases the overall gain of the system.
- In the closed-loop system, the effect of variation of component parameters on its performance is reduced.

Of these statements:

- (a) 1 and 3 are correct
 (b) 1, 2 and 4 are correct
 (c) 2 and 4 are correct
 (d) 3 and 4 are correct

Q.13 Match **List-I** (Time function) with **List-II** (Laplace transforms) and select the correct answer using the codes given below lists:

List-I	List-II
A. $[af_1(t) + bf_2(t)]$	1. $aF_1(s) + bF_2(s)$
B. $[e^{-at}f(t)]$	2. $sF(s) + f(0)$
C. $\left[\frac{df(t)}{dt}\right]$	3. $\frac{1}{s}F(s)$
D. $\left[\int_0^t f(x)dx\right]$	4. $sF(s) - f(0^-)$
	5. $F(s+a)$

Codes:

	A	B	C	D
(a)	5	2	3	4
(b)	1	5	4	3
(c)	2	1	3	4
(d)	1	5	3	4

Q.14 If a system is represented by the differential

equation, is of the form $\frac{d^2y}{dt^2} + 6\frac{dy}{dt} + 9y = r(t)$

- (a) $k_1 e^{-t} + k_2 e^{-9t}$ (b) $(k_1 + k_2) e^{-3t}$
 (c) $ke^{-3t} \sin(t + \phi)$ (d) $te^{-3t} u(t)$

Q.15 A linear system initially at rest, is subject to an input signal $r(t) = 1 - e^{-t} (t \geq 0)$. The response of the system for $t > 0$ is given by $c(t) = 1 - e^{-2t}$. The transfer function of the system is

$$(a) \frac{(s+2)}{(s+1)} \quad (b) \frac{(s+1)}{(s+2)}$$

$$(c) \frac{2(s+1)}{(s+2)} \quad (d) \frac{(s+1)}{2(s+2)}$$

ANSWERS

1. (sol.) 2. (15) 3. (1) 4. (-6) 5. (d)

6. (c) 7. (b) 8. (a) 9. (d) 10. (*)

11. (d) 12. (b) 13. (*) 14. (d) 15. (c)

Explanation

1.

$$\left(\frac{G_2 G_3}{G_1 (1 + H_1 G_2 G_3)} \right)$$

Multiply G_2 and G_3 and apply feedback formula and then again multiply with $\frac{1}{G_1}$

$$T(s) = \frac{G_2 G_3}{G_1 (1 + G_2 G_3 H_1)}$$

2. (15)

$$y = 1 - \frac{7}{3}e^{-t} + \frac{3}{2}e^{-2t} - \frac{1}{6}e^{-4t}$$

$$p(t) = \frac{dy}{dt}$$

$$= \frac{7}{3}e^{-t} + \frac{3}{2} \times (-2) \times e^{-2t} - \left(\frac{1}{6}\right) (-4)e^{-4t}$$

Laplace transform of $p(t)$

$$p(s) = \frac{7}{s+1} + \frac{-3}{s+2} + \frac{2}{s+4}$$

$$= \frac{s+8}{(s+1)(s+2)(s+4)}$$

$$\Rightarrow a + b + c + d = 15$$

3. (1)

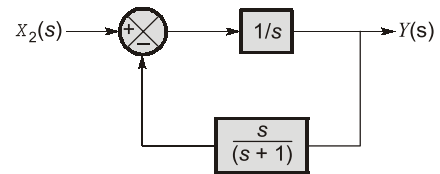
For all pass system, gain = '1' at all frequencies.

4. (-6)

$$\text{C.L.T.F.} = \frac{6}{1-6 \times \frac{1}{3}} = \frac{6}{-1} = -6$$

5. (d)

Redrawing the block diagram with $X_1(s) = 0$



The transfer function

$$T(s) = \frac{Y(s)}{X_2(s)} = \frac{G(s)}{1 + G(s)H(s)} \quad \dots(i)$$

Here, $G(s) = \frac{1}{s}$ and $H(s) = \frac{s}{s+1}$

$$\frac{Y(s)}{X_2(s)} = \frac{\frac{1}{s}}{1 + \frac{1}{s} \times \frac{s}{s+1}} = \frac{(s+1)}{s(s+2)}$$

6. (c)

$$\begin{aligned} \text{T.F.} &= \frac{1}{[s - (\sigma + j\omega)][s - (\sigma - j\omega)]} \\ &= \frac{1}{[(s - \sigma) - j\omega][(s - \sigma) + j\omega]} \\ &= \frac{1}{(s - \sigma)^2 - (j\omega)^2} = \frac{1}{(s - \sigma)^2 + \omega^2} \end{aligned}$$

For impulse response, taking its inverse Laplace transformation we get,

$$c(t) = e^{\sigma t} \sin \omega t$$

So, option (c) is correct.

7. (b)

If the impulse response decays to zero as time approaches infinity, the system is stable.

